



NURSERY RHYMES

TEACHER LESSON



WARM-UP PLAY

- Parents and children share picture books.
- Parents follow their children's lead in play.
- Staff mingles with parents asking, "What's new?"

GATHERING AND SETTLING

- Parents and staff sing song while helping children to clean up.
- All greet one another by shaking hands and singing the "Hello" song.

CLEAN-UP

*Clean up, clean up, everybody, everywhere.
Clean up, clean up, everybody do your share.*

Praise your child.
Hug, kiss, smile, and say,
"Good for you!"

HELLO

Tune: She'll Be Coming Round The Mountain!

*Oh, it's time to say hello to our friends. (Repeat)
Wave your hands and say hello. (Repeat)
Oh, it's time to say hello to our friends.*

WELCOME SONGS

- Parents and staff sing each child's name during the song.
- Parents face children toward them and hug and kiss while singing.

OH, HERE WE ARE TOGETHER

Tune: The More We Get Together

*Oh, here we are together, together, together.
Oh, here we are together at _____ School.
Here's _____ and _____ and _____ and _____ etc.
Oh, here we are together at _____ School.*

WE LOVE CHILDREN

Tune: Are You Sleeping?

<i>We love children.</i>	<i>Children are for hugging.</i>
<i>We love children.</i>	<i>Children are for kissing.</i>
<i>Yes we do. Yes we do.</i>	<i>We love you. Yes we do!</i>

PREVIEW AND CIRCLE TIME

- Staff uses props and pictures to prepare children and parents for the playgroup activities.

MARY HAD A LITTLE LAMB

Tune: Traditional

*Mary had a little lamb,
Little lamb, little lamb.
Mary had a little lamb.
Its fleece was white as snow.*

Pass out white flannel scarves
for parents and children to wear.

DIDDLE, DIDDLE, DUMPLING

Nursery Rhyme

*Diddle, diddle dumpling, my son John,
Went to bed with his stockings on.
One shoe off and one shoe on,
Diddle, diddle dumpling, my son John.*

Take off one of each child's shoes and
put in center of circle to be retrieved.

JACK BE NIMBLE


Group Movement Activity

*Jack be nimble.
Jack be quick.
Jack jump over
The candlestick.*

Jump over foam noodle.
Play nursery rhyme background music.

CREATIVE PLAY STATIONS

Free play with theme puzzles, playdoh, star stackers and bubbles

 Staff briefly describes the play stations that are set up throughout the room. Parents follow their children's lead as they explore the play stations.

RUB-A-DUB-DUB

Messy Play

Children and parents play together at a sensory table filled with water and maragarine tubs. Add plastic people for in and out play. Put holes in some of the tubs.

*Rub-a-dub, three men in a tub,
And who do you think they be?
The butcher, the baker, the candlestick maker.
Turn 'em out, knaves all three!*

HUMPTY DUMPTY

Creative Play

Children tear up paper and paste paper scraps on giant "egg shaped" construction paper. Label with child's name and send home.

*Humpty Dumpty sat on a wall.
Humpty Dumpty had a great fall.
All the king's horses and all the king's men,
Couldn't put Humpty together again.*

POLLY PUT THE KETTLE ON

Language/Pretend Play

Children and parents have a tea party as they recite Polly Put the Kettle On Nursery Rhyme. Use the words "on" and "off."

*Polly, put the kettle on,
Polly, put the kettle on,
Polly, put the kettle on,
We'll all have tea.*

WEE WILLIE WINKIE


Active Play

Children walk up and down steps while reciting Wee Willie Winkie, posted at the play station.


*Wee Willie Winkie,
runs through the town,
Upstairs and downstairs
In his night gown.*

SNACK TIME

Children, parents, and staff wash hands. Serve snacks individually as the children are seated at the table.

 Miss Muffet's "spider" mini muffins with pretzel legs and juice

TRANSITION AND FREE CHOICE PLAY

 Staff supports parents as children are prepared for transition. Parents depart for parent education group. Staff follows children's lead as they repeat activities at a creative play station, play with toys throughout the room, go for a walk or a buggy ride, or look at books. Children listen to a variety of types of music as they play.

REGATHERING ACTIVITIES

RING AROUND THE ROSIE

*Ring around the rosie, pockets full of posies,
Children, children, we all fall down.*


OPEN SHUT THEM

*Open, shut them, open, shut them, give a little clap, clap, clap.
Open, shut them, open, shut them, put them in your lap, lap, lap.*


SHARE A BOOK ABOUT NURSERY RHYMES

Tell the story in simple words. Talk about the pictures and ask questions.

REVIEW

 Staff reviews the playgroup activities with the children and individually shares with parents what their children did during the parent education group.

HOME PLAY

 Have your child act out a favorite nursery rhyme.

GOOD-BYE SONG

GOOD-BYE CHILDREN

*Good-bye children, good-bye children, good-bye children, we're glad you came to play,
Hope you had a happy time, happy time, happy time. Hope you had a happy time, happy time at school.*

TEN THINGS EVERY CHILD NEEDS

 Interaction  Loving Touch  Stable Relationship  Safety and Health  Self Esteem  Quality Child Care  Communication  Play  Music  Reading